



As a global enterprise, HSG sticks to providing professional and convenient service support to customers at home and board



Professional Training

Multiple technical training services and free operation training are provided for customers and dealers in a timely manner.



Efficient Support

Humanistic service model, online services and 7*24 hotline to offer solutions and assistance.



Optimized Transport

Multi-channel transport solutions and a professional transport solution team providing various transport cases to satisfy the demand of customers and save transportation fees.



Sufficient Accessories

Highly efficient accessory delivery service; multiple network inventories jointly respond to accessory demand, shortening customers' waiting times and accelerating production.




Careful Services

Domestic door-to-door service and free proofing, with over 100+ dealers providing efficient and convenient services.



mac-tech.com



Automation

Intelligent Automation System

Company Culture



SLOGAN

Shape Metal, Shape Trust



MISSION

To support the high-speed growth of our customers



VISION

To be a world-leading provider of metal shaping equipments & comprehensive solutions

Company Profile



19

Global Branches



100+

Countries Covered



5

Manufacturing Bases



8,000+

Annual Capability



30+

Global Service Centers




135,000m²

Occupied Area



Store

Compact Structure | Small Floor Area | Unattended Management




Technical Parameters

Model	Store3015-8-ALG200	Store3015-8-ALG400	Store3015-8-ALG800	Store4020-8-ALG400	Store4020-8-ALG800	Store4020-8-ALG1200
Matching Model Series	GX, GH					
Matching the size of the model	3015			4020		
Max Loading Weight	200kg	400kg	800kg	400kg	800kg	1200kg
Max Loading Sheet Size	3000mm*1500mm			4000mm*2000mm		

* Machine appearance, technical parameters, function description, data comparison shown in this page are from HSG in-house laboratory. All testing results and experimental data shall be subject to real machine.

ALG

Large Format, High Load | Module Design | Free Collocation




Technical Parameters

Model	ALG3015-200	ALG3015-400	ALG3015-800	ALG4020-400	ALG4020-800	ALG4020-1200
Matching Model Series	GX, GH					
Matching the size of the model	3015			4020		
Max Loading Weight	200kg	400kg	800kg	400kg	800kg	1200kg
Max Loading Sheet Size	3000mm*1500mm			4000mm*2000mm		

* Machine appearance, technical parameters, function description, data comparison shown in this page are from HSG in-house laboratory. All testing results and experimental data shall be subject to real machine.

ALM

Simple Structure | High-speed Loading and Unloading




Technical Parameters

Model	ALM3015-200
Matching Model Series	GX
Matching the size of the model	3015
Max Loading Weight	200kg
Max Loading Sheet Size	3000mm*1500mm

* Machine appearance, technical parameters, function description, data comparison shown in this page are from HSG in-house laboratory. All testing results and experimental data shall be subject to real machine.

ALM-ECO

Easy Loading | Save Time and Effort | Highly Economical | Simple Installation



Technical Parameters

Model	ALM3015-500-ECO
Matching Model Series	GX, C
Matching the size of the model	3015
Max Loading Weight	500kg
Max Loading Sheet Size	3000mm*1500mm

* Machine appearance, technical parameters, function description, data comparison shown in this page are from HSG in-house laboratory. All testing results and experimental data shall be subject to real machine.