


TS2

High-performance Tube Fiber Laser Cutting Machine

YOUR SECRET WEAPON FOR TUBE LASER CUTTING



Round Tube Cutting Range

**12-273mm/
0.47"-10.75"**

Max Tube Weight

**300kg/
661lbs**

Max. Acceleration

1.4G

Max. Linkage Speed

**140m/min
459'/min**

PRODUCT OVERVIEW


A Premium Lasertube System
for Unmatched ROI



As fabricators face increasing demands for higher throughput, lower labor costs, and superior cut quality, the TS2 streamlines every stage of tube fabrication—from automated material handling to advanced cutting intelligence—ensuring a more efficient, cost-effective, and future-ready operation.

TYPICAL PROCESSING


Multiple Tube Processing
Capabilities



Its advanced digital intelligent dual chuck and independent servo follow-up support, engineered for versatility, the TS2 series standard configuration includes two clamps for tubes and profiles, capable of processing tubes with a weight of $\leq 300\text{kg}$ (661lbs). It supports cutting profiles such as channel steel, angle steel, and H-beams.

IMPROVE PROCESSING QUALITY

Dynamic Support+



The machine is equipped with highly sensitive and independent servo follow-up support to ensure stable tube cutting and enhance cutting precision.

IMPROVING ACCURACY

Dynamic Unloading +



The unloading positions are equipped with one follow-up flip plate and two follow-up concave wheels that can move forward and backward and rise and fall. The position can be intelligently adjusted according to the length of the workpiece, providing stable support during cutting and unloading processes.


CARE YOUR SAFETY

Safety Protection Package (Optional)

- > Equipped with a top cover for enclosed processing to reduce smoke and maintain a clean working environment.
- > The safety light curtain will prevent any possible collision with human body and protect both workers and the machine well.

SAVE YOUR COST


3D Cutting Technology (Optional)



HSG 3D Cutting Technology expands production capabilities, enabling high-precision bevel cutting and complex tube processing, reducing manual finishing and enhancing overall manufacturing efficiency.

SAVE YOUR TIME

25S Rapid Loading (Optional)



The bundle loader supports automatic loading of tubes with a length of 3600-6500mm(11.81'-21.33') and a weight ≤ 300kg (661 lbs). The loading time can be as short as 25 seconds, improving processing efficiency.



TECHNICAL PARAMETERS

Model	TS2	TS2-90
Power	3-6kW	3-6kW
Cutting Capacity of Round Tube	φ12-273mm / φ 0.47" - 10.75"	φ12-273mm / φ 0.47" - 10.75"
Cutting Capacity of Square Tube	12×12-220×220mm / 0.47" × 0.47"- 8.66"×8.66"	12×12-220×220mm / 0.47" × 0.47"- 8.66"×8.66"
The Range of Tube Length	1m-6.5m / 3.28'-21.33'	1m-9.2m / 3.28'-30.18'
Unloading Length	3m or 4.5m / 9.84' or 14.76'	4.5m or 6.5m / 14.76' or 21.33'
Acceleration	1.4G	1.4G
Max. Loading Capacity(Single)	300kg / 661lbs	300kg / 661lbs

*Information and images are for reference only. Final specifications and terms are subject to the contract and may change without notice.