


GX

High-power Bus Sheet Fiber Laser Cutting Machine

YOUR COST-EFFECTIVE SOLUTION FOR HIGH-POWER 2D LASER CUTTING



Laser Power

3-30kW

Max. Linkage Acceleration


1.5 G

Max. Linkage Speed

140m/min

PRODUCT OVERVIEW

Reliable and Cost-effective Solution for High-power Processing



As our entry-level high-power laser cutting model, the GX Series provides a professional yet cost-effective solution for your 2D laser cutting needs, significantly enhancing overall performance and delivering a new standard of operational excellence.

TYPICAL PROCESSING

Up to 30kW of Powerful Performance



The new-generation GX Series features a comprehensively optimized transmission system that delivers enhanced dynamic performance, precisely matching optical inertia ratios to support high-power cutting from 3kW to 30kW. This upgrade significantly boosts overall performance, providing a next-level cutting experience.

RELIABILITY & DURABILITY

Robust Matrix Machine Bed with enhanced Rigidity

The GX Series features a robust matrix machine bed with enhanced rigidity. A redesigned matrix structure and cross-sectional welding fortify the entire machine bed, significantly boosting structural stability and minimizing impacts that could compromise performance.

**EASY TO USE**

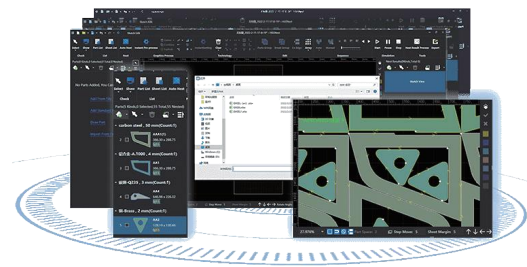
Made for High-power, Ease of Intelligent

GX equipped with the Alpha T 2.0 bus control system, delivers a suite of high-performance cutting functions. With advanced features like Intelligent Path Optimization, Smart Nesting Algorithms, Seamless Micro Connections, Non-Sensory Piercing, and Cutting Head Movement Avoidance, this system makes high-power laser cutting both effortless and incredibly precise.

**EASY TO USE**


Professional Nesting Software with Standard Configuration

- > High nesting utilization ratio as famous nesting software.
- > Simple operation with drawing function and support manual and automatic nesting. Support different materials and thicknesses categorized typesetting.
- > Excel batch import.

**SAVE YOUR TIME**

Cost-Effective Automation Solutions for Enhanced Productivity (Optional)

The GX Series features flexible automated loading and unloading systems. This integration minimizes labor, reduces cycle times, and boosts efficiency.

**TECHNICAL PARAMETERS**

Model	G3015X	G4020X	G6025X	G12025X
Laser Power	3-20kW	3-20kW	3-20kW	12-30kW
Cutting Area(Length*Width)	3048mmx1524mm	4064mmx2032mm	6096mmx2540mm	12500x2540mm
Maximum Acceleration	1.5G	1.5G	1.5G	1.5G
X/Y Axis Positioning Accuracy	±0.03mm/m	±0.03mm/m	±0.03mm/m	±0.03mm/m
X/Y Axis Re-positioning Accuracy	±0.03mm	±0.03mm	±0.03mm	±0.03mm

*Information and images are for reference only. Final specifications and terms are subject to the contract and may change without notice.