


GV

All-new Flagship Fiber Laser Cutting Machine

YOUR NEW BENCHMARK IN FIBER LASER CUTTING PRODUCTIVITY



Laser Power

12-60kW

Max. Linkage Acceleration


6G

Max. Linkage Speed

300m/min

PRODUCT OVERVIEW


New Benchmark in Fiber Laser Cutting Technology



With high-power output, the GV Series machine significantly increases the efficiency of cutting medium-thick plates. With a 60kW system, it provides cutting speeds that are up to 400% faster than traditional 12kW systems, resulting in increased output per unit time and reduced cost per piece.

TYPICAL PROCESSING

300% Stronger Than Our Previous Machine




GV Series redefines fiber laser cutting technology with up to 60kW of power, catering to a wide range of fabrication needs. It positions itself as a highly efficient and productive alternative to plasma and even flame cutting methods.



SAVE YOUR MATERIAL

Optimized Material Utilization with Visual Residue


- > Capture and analyze: automatically photographs leftover sheets, enhancing material use through intelligent analysis.
- > Seamless integration: instantly generates new, usable sheet layouts upon import for streamlined operations.
- > Resource maximization: strategically arranges cuts on remaining sheets, significantly reducing waste and boosting operational efficiency.

**SAVE YOUR TIME**

Easy Nozzle Maintain

Maintaining the nozzle and lens in peak condition is crucial for reliable operations and superior part quality.


- > Smart nozzle cleaning: effectively removes rust and slag to enhance performance.
- > Automatic nozzle replacement: streamlines the cutting process by automatically changing nozzles as required by the task.
- > Nozzle life detection: monitors nozzle wear and predicts lifespan based on current surface condition, providing actionable insights to operators.

**SAVE YOUR MATERIAL**

Intelligent Visual Edge Detection (Optional)


Experience a 50% efficiency boost compared to traditional capacitive methods with advanced visual edge detection.

- > Intelligent Edge Patrol: Cutting-edge inspection capabilities adapt seamlessly to irregularly shaped plates, ensuring consistent and precise quality control.

**REDUCED LABOR COST**

Boost Your Productivity with Our Affordable Automation Solutions (Optional)

The GV series can seamlessly integrates into automated production lines, minimizing the need for manual material handling, boosting overall processing efficiency, and streamlining internal logistics management.



TECHNICAL PARAMETERS

Model	G4020V
Laser Power	12-60kW
Processing Format (Length*Width)	4064mm×2040mm
Maximum Acceleration	6G
X/Y Axis Positioning Accuracy	±0.01mm/m
X/Y Axis Re-positioning Accuracy	±0.01mm

*Information and images are for reference only. Final specifications and terms are subject to the contract and may change without notice.