


# GH

High-performance Fiber Laser Cutting Machine

## UNLOCK NEW PRODUCTIVITY WITH HIGH-POWER LASER CUTTING



Laser Power

**3-40kW**

Max. Linkage Acceleration


**2.8 G**

Max. Linkage Speed

**200m/min**

### PRODUCT OVERVIEW

Reliable and Efficient High-power Laser Cutting Solutions



The GH Series is expertly fine-tuned by HSG's Global R&D Center in Kanagawa, Tokyo. This center leads the way in pioneering laser optics advancements, continuously enhancing the precision and efficiency of laser processing. By pushing the boundaries of laser technology, HSG ensures our customers benefit from the industry's most reliable and efficient solutions.

### TYPICAL PROCESSING

Up to 40kW, Accelerate Production with Unmatched Speed





Discover a new level of productivity with the HSG GH Series, a high-power laser cutting machine designed to transform your fabrication process. From unmatched cutting speeds to impressive cost efficiency, the GH Series is engineered to meet the demands of modern high-volume production.

**CUT FASTER**

## Level Up Your Productivity with High-power Laser Cutting

Up to 40kw high-power laser cutting dramatically reduces production time, slicing through metal faster than traditional systems. With enhanced cutting speed, your operation can easily keep pace with high-volume demand, boosting throughput and meeting tight schedules with ease.

**CUT POWERFULLY**

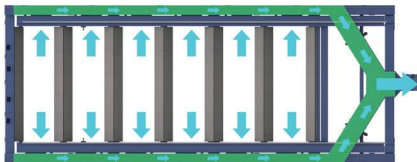
## Capability to Cut Thicker Materials

Built for versatility, the GH Series can cut thicker and tougher metal plates with ease. Whether you're working with standard or heavy-duty materials, high-power laser technology offers unparalleled flexibility and quality, giving you the freedom to tackle a wider range of projects without compromise.

**EASY TO USE**

## Effortless Operation, Advanced Functionality

Engineered to simplify complex tasks, the Alpha T+ Bus System offers a suite of advanced cutting functions that maximize performance and precision. With features like Air Pressure DA Calibration, and Dual-Drive Torque Protection, this system makes high-power laser cutting effortless and exceptionally accurate.

**EXTEND THE LIFESPAN**


## Clean & Healthy Workspace with Zoned Exhaust and Dust Removal

Built with internal zoned exhaust and dust removal ducts, the GH Series enhances bed frame rigidity while maximizing exhaust efficiency. Independent left and right zone valves enable precise control, delivering powerful dust removal to safeguard precision components from contamination and extend equipment lifespan.

**SAVE YOUR TIME**

## FLexible & Seamless Automation Across the Entire Process (Optional)

Our automation solutions minimize labor, reduce cycle times, and boost efficiency. Boost your productivity with our affordable automation solutions.



### TECHNICAL PARAMETERS

Model	G4020H	G6025H	G8025H	G12025H
Laser Power	3-40kW	6-40kW	12-40kW	12-40kW
Cutting Area(Length×Width)	4064mm×2032mm	6096mm×2540mm	8150mm×2540mm	12500mm×2540mm
Maximum Acceleration	2.8G	2.8G	2.8G	2.8G
Max. Linkage Acceleration	200m/min	200m/min	200m/min	200m/min

\*Information and images are for reference only. Final specifications and terms are subject to the contract and may change without notice.